

**INTERNAL HYDRANT DN25 MOUNTED ON THE WALL – UNIVERSAL**

Product symbol	Product code
PN-EN 671-1[Z-25/30]	S-25-Z30
PN-EN 671-1[Z-25/20]	S-25-Z20



Internal hydrant DN25 mounted on the wall with 25mm semi-rigid fire hose. Universal design: possible to connect to water supply as left or right side. Holes for water connection are blanked, enable to connect to water pipe 1" or 2", offers six possibilities of connections: from the side, rear and above. Working pressure from 0,2 to 1,2 MPa.

**HYDRANT DIMENSION:**

Height: 650 mm

Width: 700 mm

Depth: 250 mm

**RECESS DIMENSION:**

Height: n/a

Width: n/a

Depth: n/a


**SUPPORTING LEGS: (option)**

Height: 800 mm

Amount: 2 pcs.

**Hydrant protected by:**

- trademark established by protective law no 185129
- EU industrial design no 001777418-0002
- utility model nr 62999
- utility model nr 64713

**Standard design:**

- hydrant cabinet STANDARD – steel sheet lacquered epoxy-poliester facade powder paint in red (RAL 3000) or white (RAL 9003) color; thanks to cover hinge cabinet door are opening for 180°
- 25 brass hydrant valve Supron 3 manufacturing
- fire hose reel in RAL 3000 color hinged for 180°, with brass water axis and brake for controlling the unwind force
- φ25mm semi-rigid fire hose 20 m or 30 m length according to PN-EN 694, fixed connection to water axis by crimping the hose with aluminum sleeve
- hydrant nozzle type PWh-25 according to PN-EN-671-1, fixed connection to fire hose by crimping the nozzle with aluminum sleeve
- valve and water axis connection hose; all thread connections without hose clamps
- Patent lock
- marking: sign "Hydrant" according to PN-EN ISO 7010:2012 + information plate according to PN-EN 671-1
- documentation: instruction of assembly and maintenance
- instruction of change from right to left side
- guarantee card
- identification number

## HYDRAULIC PROPERTIES

Working pressure: from 0,2 MPa to 1,2 MPa

Diffused conical water stream – not less than 45 degree

Flow rate /efficiency/	Pressure [MPa]	hose 30 mb		hose 20 mb	
		Dispersed stream	Compact stream	Dispersed stream	Compact stream
Equivalent diameter 10 mm	0,2	61 l/min	60 l/min	65 l/min	64 l/min
	0,4	86 l/min	85 l/min	92 l/min	91 l/min
	0,6	104 l/min	103 l/min	112 l/min	111 l/min
<b>Factor K</b>		<b>43</b>		<b>46</b>	
Effective coverage range of the water jet at a pressure of 0.2 MPa (plus hose length / 20 m or 30 m):					
Equivalent diameter 10 mm	0,2	4,5 m	11,8 m	4,5 m	11,8 m
	0,4	7,0 m	14,4 m	7,0 m	14,4 m
	0,6	8,1 m	18,0 m	8,1 m	18,0 m

**Attention!** The dependence of the flow rate Q on the pressure P is given by the equation:  $Q = \sqrt{10P}$ , where Q is expressed in liters / minute and P in megapascals.

## POSSIBILITY OF IMPLEMENTATION



### GALVANIZED STEEL SHEET

Facade paint painted. Solution resistant to atmospheric condition and UV radiation



### INOX

Stainless steel type 304 with 240 cut or 316L. In aggressive environment (e.g. swimming pools) recommended is only 316L steel



### LASER-CUT PATTERN

On the door, using a laser cutter, we can cut any pattern, lettering or logo



### INDIVIDUAL FRONT

Cabinet body is in red color, frame and door in any other color from RAL pallet. Front (door + frame) can be made also from stainless steel



#### SAFETY GLASS

Door with matt or transparent glass. Any graphic can be used



#### PLEXI WINDOW

Window in door protected by plexi



#### INDIVIDUAL COLOR

Any color from RAL pallet




#### NON-STANDARD DIMENSIONS

Possible to adopt dimensions to customer request




#### UNIVERSALITY

Very easy change of the right / left side water connection by rotating the cabinet by 180°. The connection holes are plugged



#### CONNECTION OF HOSE CONNECTING HYDRANT VALVE WITH WATER AXIS - STANDARD

- thread connection in standard
- connection by adapter and hose coupling



#### 25 VALVE WITH ROTATING ADAPTER - OPTIONAL

- thread connection in standard
- connection by adapter and hose coupling



#### NOZZLE CRIMPING

- nozzle crimping with aluminum sleeve in standard
- nozzle crimping with brass sleeve



#### 52 VALVE WITH SLANT REDUCTION


Hydrant can be connected to DN52 water supply due to 52 valve with slant reduction

## TYPE OF LOCK



**PATENT LOCK**

Large quantity of cabinets can be opened with one key. The key for emergency opening is located behind the safety glass.



**LOCK SET**

Large quantity of cabinets can be opened with one key. Emergency opening is possible due to Euro lock located behind safety glass.



**EURO LOCK**

Twist lock adapted to put seal on.