

INTERNAL HYDRANT DN52 MOUNTED ON THE WALL – UNIVERSAL



Product symbol	Product code
PN-EN 671-2C-2/52-20	S-52-C220
PN-EN 671-2C-2/52-15	S-52-C215

Internal hydrant DN52 mounted on the wall with $\varnothing 52$ mm lay-flat fire hose in a cradle. Depth 180 mm. Universal design: possible to connect to water supply as left or right side. Holes for water connection are blanked, possibility to connect from the side. Working pressure from 0,2 to 0,7 MPa.



Hydrant weight: about 12 kg



Euro pallet (120 x 80 x height up to 200 cm): 36 pcs.

HYDRANT DIMENSION:

Height: 520 mm
Width: 390 mm
Depth: 180 mm

RECESS DIMENSION:

Height: n/a
Width: n/a
Depth: n/a

SUPPORTING LEGS: (option)

Height: 920 mm
Amount: 1 piece or 2 pcs.




Hydrant protected by:

- trademark established by protective law no 185129
- EU industrial design no 001777418-0002
- utility model nr 62999
- utility model nr 64713

Standard design:

- hydrant cabinet STANDARD – steel sheet lacquered with [Facade type polyester powder paint](#) in red (RAL 3000) or white (RAL 9003) color; thanks to cover hinge cabinet door are opening for 180°
- 52 hydrant valve
- hose support – cradle in RAL 3000 color
- lay flat hose $\varnothing 52$ mm 15m or 20m length according to PN-EN 14540:2005(U)
- hydrant nozzle type PWh-52 according to PN-EN-671-2, fixed connection to fire hose by crimping the nozzle with aluminum sleeve
- hose couplings crimped with aluminum sleeve
- Patent lock
- marking: sign "Hydrant" according to PN-EN ISO 7010:2012 + information plate according to PN-EN 671-1
- documentation: instruction of assembly and maintenance
- instruction of change from right to left side
- guarantee card
- identification number



HYDRAULIC PROPERTIES

Working pressure: from 0,2 MPa to 0,7 MPa

Diffused conical water stream – not less than 45 degree.

Flow rate /efficiency/	Pressure [MPa]	Dispersed stream	Compact stream
------------------------	----------------	------------------	----------------

Equivalent diameter 13 mm	0,2	172 l/min	155 l/min
	0,4	244 l/min	220 l/min
	0,6	299 l/min	270 l/min
Factor K	–	122	110
Effective range of the water jet projection (plus the length of the hose 15 m or 20 m)			
Equivalent diameter 13 mm	0,2	5,4 m	10,8 m
	0,4	8,1 m	17,1 m
	0,6	9,9 m	19,8 m

Attention! The dependence of the flow rate Q on the pressure P is given by the equation: $Q = \sqrt{10P}$, where Q is expressed in liters / minute and P in megapascals.

POSSIBILITY OF IMPLEMENTATION



GALVANIZED STEEL SHEET

Lacquered with **Facade** type polyester facade paint. Solution resistant to atmospheric condition and UV radiation



INOX

Stainless steel type 304 with 240 cut or 316L. In aggressive environment (e.g. swimming pools) recommended is only 316L steel



LASER-CUT PATTERN

On the door, using a laser cutter, we can cut any pattern, lettering or logo



INDIVIDUAL FRONT

Cabinet body is in red color, frame and door in any other color from RAL pallet. Front (door + frame) can be made also from stainless steel



SAFETY GLASS

Door with matt or transparent glass. Any graphic can be used



PLEXI WINDOW

Window in door protected by plexi



INDIVIDUAL COLOR

Any color from RAL pallet



NON-STANDARD DIMENSIONS

Possible to adopt dimensions to customer request



NOZZLE CRIMPING

- nozzle crimping with aluminum sleeve in standard
- nozzle crimping with brass sleeve



NOZZLE CONNECTION WITH HOSE


- nozzle crimping with sleeve
- nozzle connected with adapter



52 HYDRANT VALVE


- 52 aluminum valve in standard
- 52 brass valve with aluminum adapter

TYPE OF LOCK



PATENT LOCK

Large quantity of cabinets can be opened with one key. The key for emergency opening is located behind the safety glass.



LOCK SET

Large quantity of cabinets can be opened with one key. Emergency opening is possible due to Euro lock located behind safety glass.



EURO LOCK

Twist lock adapted to put seal on.