

## INTERNAL HYDRANT DN52 MOUNTED ON THE WALL WITH PLACE FOR FIRE EXTINGUISHER UNDER BASKET – UNIVERSAL



Product symbol	Product code
PN-EN 671-2C-3/52-20-G6	S-52-C3G6GW20
PN-EN 671-2C-3/52-15-G6	S-52-C3G6GW15



Internal hydrant DN52 mounted on the wall with  $\phi 52$ mm lay-flat fire hose in a basket with place for fire extinguisher. Universal design: possible to connect to water supply as left or right side. Holes for water connection are blanked, offers six possibilities of connections: from the side, rear and above. Working pressure from 0,2 to 0,7 MPa.

### HYDRANT DIMENSION:

Height: 800 mm  
Width: 700 mm  
Depth: 250 mm

### RECESS DIMENSION:


Height: n/a  
Width: n/a  
Depth: n/a

### SUPPORTING LEGS: (option)

Height: 650 mm  
Amount: 2 pcs.

### Hydrant protected by:

- trademark established by protective law no 185129
- EU industrial design no 001777418-0002
- utility model nr 62999
- utility model nr 64713



### Standard design:

- hydrant cabinet STANDARD – steel sheet lacquered epoxy-poliester facade powder paint in red (RAL 3000) or white (RAL 9003) color; thanks to cover hinge cabinet door are opening for 180°
- 52 hydrant valve
- hose support – hose basket in RAL 3000 color
- lay flat hose  $\phi 52$ mm 15m or 20m length according to PN-EN 14540:2005(U)
- hydrant nozzle type PWh-52 according to PN-EN-671-2, fixed connection to fire hose by crimping the nozzle with aluminum sleeve
- hose couplings crimped with aluminum sleeve
- Patent lock
- marking: sign “Hydrant” and “Fire Extinguisher” according to PN-EN ISO 7010:2012 + information plate according to PN-EN 671-1
- documentation: instruction of assembly and maintenance
- instruction of change from right to left side
- guarantee card
- identification number

## HYDRAULIC PROPERTIES

Working pressure: from 0,2 MPa to 0,7 MPa

Diffused conical water stream – not less than 45 degree.

Flow rate /efficiency/	Pressure [MPa]	Dispersed stream	Compact stream
Equivalent diameter 13 mm	0,2	172 l/min	155 l/min
	0,4	244 l/min	220 l/min
	0,6	299 l/min	270 l/min
<b>Factor K</b>	–	<b>122</b>	<b>110</b>
Effective range of the water jet projection (plus the length of the hose 15 m or 20 m)			
Equivalent diameter 13 mm	0,2	5,4 m	10,8 m
	0,4	8,1 m	17,1 m
	0,6	9,9 m	19,8 m

**Attention!** The dependence of the flow rate Q on the pressure P is given by the equation:  $Q = \sqrt{10P}$ , where Q is expressed in liters / minute and P in megapascals.

## POSSIBILITY OF IMPLEMENTATION



### GALVANIZED STEEL SHEET

Facade paint painted. Solution resistant to atmospheric condition and UV radiation



### INOX

Stainless steel type 304 with 240 cut or 316L. In aggressive environment (e.g. swimming pools) recommended is only 316L steel



### LASER-CUT PATTERN

On the door, using a laser cutter, we can cut any pattern, lettering or logo



### INDIVIDUAL FRONT

Cabinet body is in red color, frame and door in any other color from RAL pallet. Front (door + frame) can be made also from stainless steel



#### SAFETY GLASS

Door with matt or transparent glass. Any graphic can be used



#### PLEXI WINDOW

Window in door protected by plexi



#### INDIVIDUAL COLOR

Any color from RAL pallet



#### NON-STANDARD DIMENSIONS

Possible to adopt dimensions to customer request



#### UNIVERSALITY

Very easy change of the right / left side water connection by rotating the cabinet by 180°. The connection holes are plugged



#### DOUBLE BASKET

Possible to install double basket for additional hose



#### NOZZLE CRIMPING

- nozzle crimping with aluminum sleeve in standard
- nozzle crimping with brass sleeve



#### NOZZLE CONNECTION WITH HOSE


- nozzle crimping with sleeve
- nozzle connected with adapter



#### 52 HYDRANT VALVE


- 52 aluminum valve in standard
- 52 brass valve with aluminum adapter

## TYPE OF LOCK



**PATENT LOCK**

Large quantity of cabinets can be opened with one key. The key for emergency opening is located behind the safety glass.



**LOCK SET**

Large quantity of cabinets can be opened with one key. Emergency opening is possible due to Euro lock located behind safety glass.



**EURO LOCK**

Twist lock adapted to put seal on.