

INTERNAL HYDRANT DN52 MOUNTED IN RECESS WITH PLACE FOR FIRE EXTINGUISHER NEXT TO ROTARY REEL – UNIVERSAL



Product symbol	Product code
PN-EN 671-2B-1/52-20-G	S-52-B1G6G20
PN-EN 671-2B-1/52-15-G	S-52-B1G6G15



Internal hydrant DN 52 mounted in recess with $\varnothing 52$ mm lay-flat fire hose wound on a rotary reel with place for fire extinguisher. Universal design: possible to connect to water supply as left or right side. Holes for water connection are blanked, enable connection from the side, rear, from above. Working pressure from 0,2 to 0,7 MPa.

HYDRANT DIMENSION:

Height: 650 mm
Width: 950 mm
Depth: 250 mm

RECESS DIMENSION:


Height: 670 mm
Width: 970 mm
Depth: 260 mm

SUPPORTING LEGS: (option)

Height: 800 mm
Amount: 2 pcs.

Hydrant protected by:

- trademark established by protective law no 185129
- EU industrial design no 001777418-0002
- utility model nr 62999
- utility model nr 64713



Standard design:

- hydrant cabinet STANDARD – steel sheet lacquered epoxy-poliester facade powder paint in red (RAL 3000) or white (RAL 9003) color; thanks to cover hinge cabinet door are opening for 180°
- 52 hydrant valve
- hose support – rotating reel in RAL 3000 color
- lay flat hose $\varnothing 52$ mm 15m or 20m length according to PN-EN 14540:2005(U)
- hydrant nozzle type PWh-52 according to PN-EN-671-2, fixed connection to fire hose by crimping the nozzle with aluminum sleeve
- hose couplings crimped with aluminum sleeve
- Patent lock
- marking: sign "Hydrant" and "Fire Extinguisher" according to PN-EN ISO 7010:2012 + information plate according to PN-EN 671-1
- documentation: instruction of assembly and maintenance
- instruction of change from right to left side
- guarantee card
- identification number

HYDRAULIC PROPERTIES

Working pressure: from 0,2 MPa to 0,7 MPa

Diffused conical water stream – not less than 45 degree.

Flow rate /efficiency/	Pressure [MPa]	Dispersed stream	Compact stream
Equivalent diameter 13 mm	0,2	172 l/min	155 l/min
	0,4	244 l/min	220 l/min
	0,6	299 l/min	270 l/min
Factor K	–	122	110
Effective range of the water jet projection (plus the length of the hose 15 m or 20 m)			
Equivalent diameter 13 mm	0,2	5,4 m	10,8 m
	0,4	8,1 m	17,1 m
	0,6	9,9 m	19,8 m

Attention! The dependence of the flow rate Q on the pressure P is given by the equation: $Q = \sqrt{10P}$, where Q is expressed in liters / minute and P in megapascals.

POSSIBILITY OF IMPLEMENTATION



GALVANIZED STEEL SHEET

Facade paint painted. Solution resistant to atmospheric condition and UV radiation



INOX

Stainless steel type 304 with 240 cut or 316L. In aggressive environment (e.g. swimming pools) recommended is only 316L steel



LASER-CUT PATTERN

On the door, using a laser cutter, we can cut any pattern, lettering or logo



INDIVIDUAL FRONT

Cabinet body is in red color, frame and door in any other color from RAL pallet. Front (door + frame) can be made also from stainless steel



SAFETY GLASS

Door with matt or transparent glass. Any graphic can be used



PLEXI WINDOW

Window in door protected by plexi



INDIVIDUAL COLOR

Any color from RAL pallet



NON-STANDARD DIMENSIONS

Possible to adopt dimensions to customer request



UNIVERSALITY

Very easy change of the right / left side water connection by rotating the cabinet by 180°. The connection holes are plugged



NOZZLE CRIMPING

- nozzle crimping with aluminum sleeve in standard
- nozzle crimping with brass sleeve



NOZZLE CONNECTION WITH HOSE


- nozzle crimping with sleeve
- nozzle connected with adapter



52 HYDRANT VALVE


- 52 aluminum valve in standard
- 52 brass valve with aluminum adapter

TYPE OF LOCK




PATENT LOCK

Large quantity of cabinets can be opened with one key. The key for emergency opening is located behind the safety glass.



LOCK SET

Large quantity of cabinets can be opened with one key. Emergency opening is possible due to Euro lock located behind safety glass.



EURO LOCK

Twist lock adapted to put seal on.

